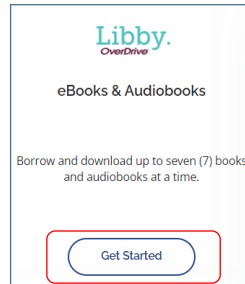


Libby eBooks for PC/Mac & older eReaders (Nook/Kobo)

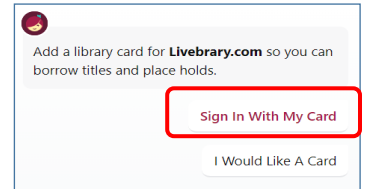
Read Online or Transfer to an eReader



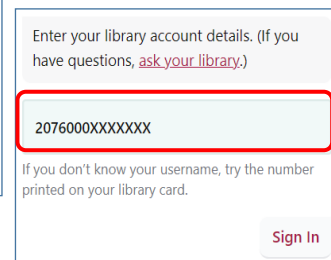
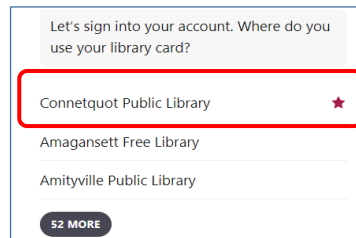
- Visit Connetquot Library's webpage: www.connetquotlibrary.org/digital and click the link for **Libby**.



- You will then be taken to libbyapp.com/library/livebrary. Click **Sign in** on the right-hand side.



- Choose Connetquot Public Library from the list of libraries and then enter the account number from your library card and click **Sign In**.



Search for a title to check out

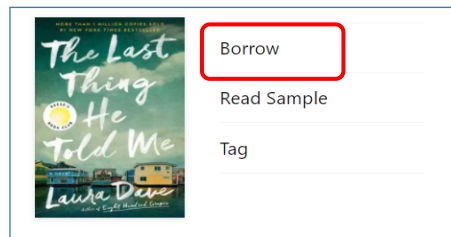


Use the Magnifying Glass Button to search for a book. Type in the name of a title, author, or series.

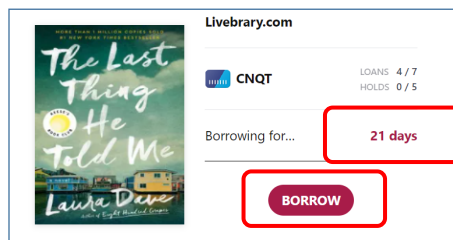


Or, use the **Library Button** to browse the site to find a book of interest.

- After finding an eBook you would like to read, click **Borrow**.

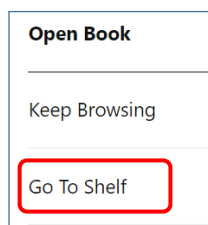


- Some titles can be borrowed for **7 days, 14 days** or **21 days**. Click the loan period to change the length of time you would like.

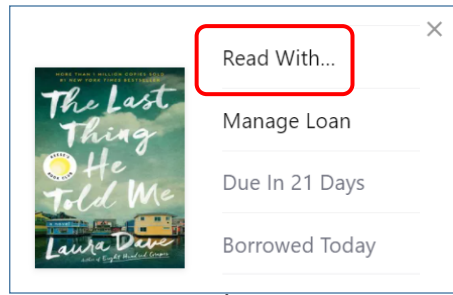


- Then, click **Borrow**.

- Choose **Go to Shelf**

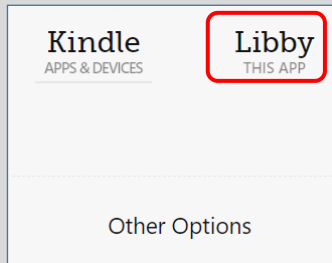


- Then choose **Read With**



To Read Online in Your Browser:


- To read online in your browser, you will choose **Libby**.




- Your eBook will open in your browser and will run a page count.



- To **turn the page** use the **Left** and **Right** Arrow Keys.



Adjust Reading Settings with Toolbar Buttons



Single vs. multi-page view

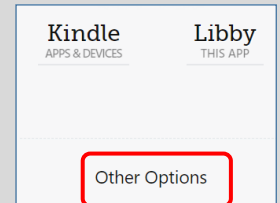


Change **Text Size, Lighting, and Font**

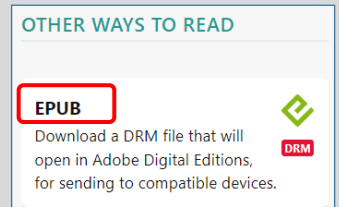
To Read Offline on your PC or Transfer to an eReader:

- **FIRST:** You will need the free software **Adobe Digital Editions** downloaded on your computer. Go to <https://www.adobe.com/solutions/ebook/digital-editions/download.html> to download and install this software.

- To read *offline* on your PC or to transfer to an older eReader, you will choose **Other Options**.



- Then choose **EPUB**



- The eBook will download on your computer. Click the file name located in the bottom left-hand corner of the screen and then choose to open it with Adobe Digital Editions. You may begin reading on screen.

- **To transfer to an eReader:**

With Adobe Digital Editions open, plug your ereader

into your computer. Drag the book jacket from the Adobe Digital Editions Library to the ereader listed on the left hand side.

