


Libby eAudiobooks for PC/Mac

Listen Online

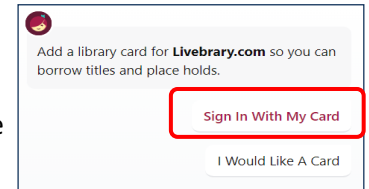


- Visit Connetquot Library's webpage: www.connetquotlibrary.org/digital and click the link for **Libby**.

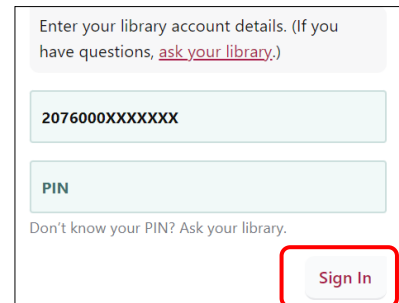
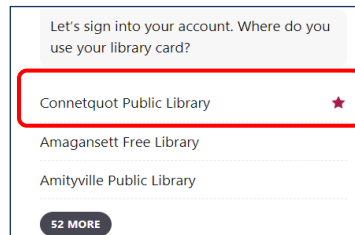


- You will then be taken to libbyapp.com/library/livebrary

Click **Sign in** on the right-hand side.



- Choose Connetquot Public Library from the list of libraries and then enter the account number from your library card, your pin (typically the last 4 digits of your phone number), and click **Sign In**.



Search for a title to check out

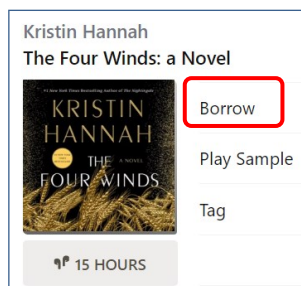


Use the **Magnifying Glass Button** to search for a book. Type in the name of a title, author, or series.

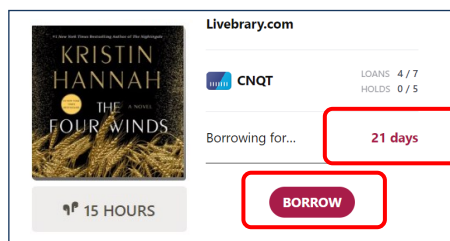


Or, use the **Library Button** to browse the site to find a book of interest.

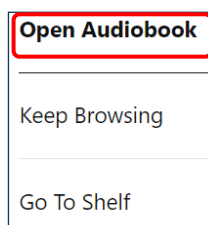
- After finding an eAudiobook you would like to read, click **Borrow**.



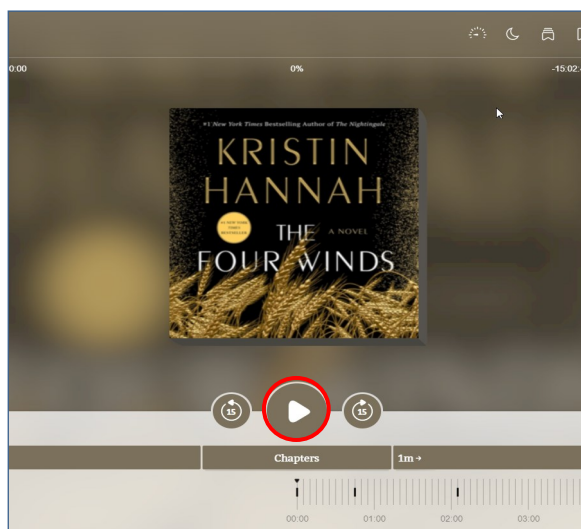
- Some titles can be borrowed for **7 days**, **14 days** or **21 days**. Click the loan period to change the length of time you would like.
- Then, click **Borrow**.



- Choose **Open Audiobook**



Playing an eAudiobook in the Browser



Use the **Play/Pause** button to start or stop the audio.



Use the **15s** button to skip 15 seconds backward or forward in the audiobook.



Click the **Playback Speed** button to adjust the speed of the narrator.



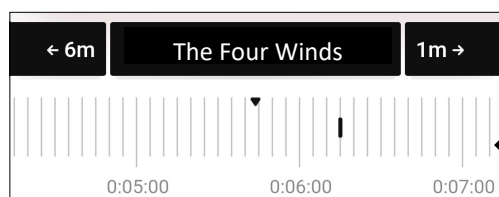
Use the **Sleep Timer** button to set a stop time.



The **Bookmarks Folder** button will have a list of all the bookmarks you have set throughout the audiobook.



Use the **Bookmarks & Highlights** button to highlight a particular audio passage.



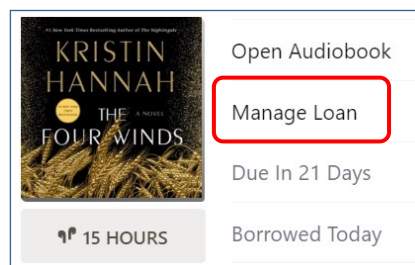
The ruler at the bottom shows your location within the audiobook and the number of minutes until the next chapter or break.

Chapter breaks are indicated by a vertical black line on the ruler.

Returning an eAudiobook

It is not necessary to return your eAudiobooks early. eAudiobooks will expire automatically at the end of the loan period. However, if you wish, you can return most titles early:

- Visit libbyapp.com/library/livebrary in the web browser and click on the **Shelf** icon in the bottom toolbar.



- Locate the eAudiobook on your bookshelf and click **Manage Loan**, then **Return Early**.

