

BUILDING-STRUCTURE INVENTORY FORM

DIVISION FOR HISTORIC PRESERVATION
NEW YORK STATE PARKS AND RECREATION
ALBANY, NEW YORK (518) 474-0479

FOR OFFICE USE ONLY	
UNIQUE SITE NO. <u>103705-0136-003</u>	
QUAD _____	
SERIES _____	
NEG. NO. _____	

C.I. #53

YOUR NAME: Town of Islip DATE: September 23, 1975

Town Hall
YOUR ADDRESS: 655 Main Street TELEPHONE: (516) 581-2000

ORGANIZATION (if any): Department of Planning, Housing & Development

***** Bldg. 67

IDENTIFICATION

- 1. BUILDING NAME(S): Central Islip State Hospital's Mat Shop; Formerly Power House
- 2. COUNTY: Suffolk TOWN/CITY: Islip VILLAGE: Central Islip House
- 3. STREET LOCATION: West of Carleton Avenue, on access road
- 4. OWNERSHIP: a. public b. private
- 5. PRESENT OWNER: _____ ADDRESS: _____
- 6. USE: Original: Power House Present: Mat Shop
- 7. ACCESSIBILITY TO PUBLIC: Exterior visible from public road: Yes No
Interior accessible: Explain By appointment only
Permission necessary for entering grounds.

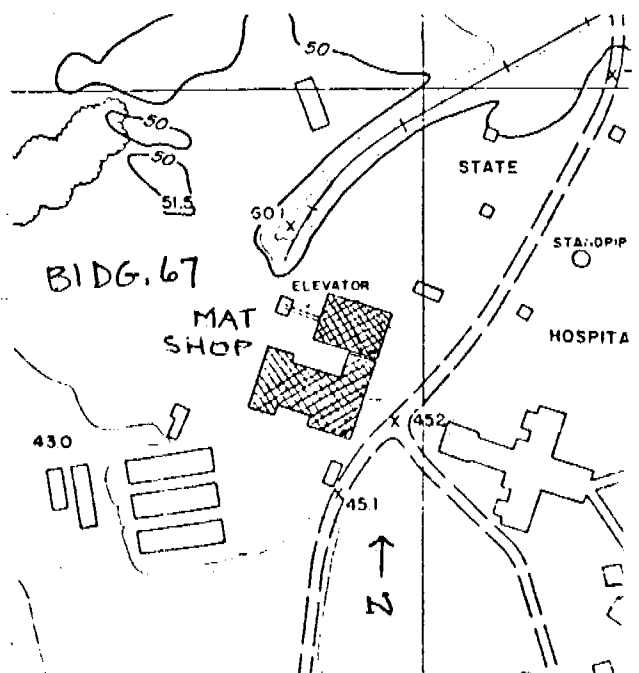

DESCRIPTION

- 8. BUILDING MATERIAL: a. clapboard b. stone c. brick d. board and batten
e. cobblestone f. shingles g. stucco other: _____
- 9. STRUCTURAL SYSTEM: a. wood frame with interlocking joints
(if known) b. wood frame with light members
c. masonry load bearing walls
d. metal (explain) _____
e. other _____
- 10. CONDITION: a. excellent b. good c. fair d. deteriorated
- 11. INTEGRITY: a. original site b. moved if so, when? _____
c. list major alterations and dates (if known): _____

Many windows filled in and entrances altered.
Some newer additions.

12. PHOTO:

13. MAP:



14. THREATS TO BUILDING: a. none known b. zoning c. roads
 d. developers e. deterioration
 f. other: _____
15. RELATED OUTBUILDINGS AND PROPERTY:
 a. barn b. carriage house c. garage
 d. privy e. shed f. greenhouse
 g. shop h. gardens
 i. landscape features: _____
 j. other: _____
16. SURROUNDINGS OF THE BUILDING (check more than one if necessary):
 a. open land b. woodland
 c. scattered buildings
 d. densely built-up e. commercial
 f. industrial g. residential
 h. other: _____

17. INTERRELATIONSHIP OF BUILDING AND SURROUNDINGS:

(Indicate if building or structure is in an historic district)

Central Islip State Hospital is located on a 1000 acre wooded property. The site runs from Clayton St. to Southern State Parkway. The grounds contain buildings from various periods and in various architectural styles, including Tudor and Colonial Revival.

18. OTHER NOTABLE FEATURES OF BUILDING AND SITE (including interior features if known):

This building is comprised of several intersecting units. They are primarily hip roofed, with one section having a gabled roof with return cornice. There are hip roofed dormers, including one long dormer straddling the roof ridge. (clearestory)

SIGNIFICANCE

19. DATE OF INITIAL CONSTRUCTION: circa 1911 (1892)
- ARCHITECT: _____
- BUILDER: _____

20. HISTORICAL AND ARCHITECTURAL IMPORTANCE: (clearestory)

This building was originally the power house for the Central Islip State Hospital. The structure is brick with brick buttressing. It has segmental arched windows with three courses of brick outlining the heads. Some of the windows are eight-over-eight; others are six-over-six. The ~~original~~ windows have stone lugsills. Part of the original slate roof remains in tact. While the doorways have generally undergone alterations, they too are segmental arched with 3 courses of brick heads outlining the arch.

21. SOURCES:

Bellsmith, Ethel. History of Central Islip State Hospital: 1887-1946.
 (Unpublished material by Supervisor of Social Work)

22. THEME:

Research by the Society for the Preservation of Long Island Antiquities.
 (Judith Saltzman)

BUILDING-STRUCTURE INVENTORY FORM

DIVISION FOR HISTORIC PRESERVATION
NEW YORK STATE PARKS AND RECREATION
ALBANY, NEW YORK (518) 474-0479

FOR OFFICE USE ONLY	
UNIQUE SITE NO.	_____
QUAD	_____
SERIES	_____
NEG. NO.	_____

C.I. #53

YOUR NAME: Town of Islip DATE: September 23, 1975

Town Hall
YOUR ADDRESS: 655 Main Street TELEPHONE: (516) 581-2000

ORGANIZATION (if any): Department of Planning, Housing & Development

IDENTIFICATION

- BUILDING NAME(S): Central Islip State Hospital's Mat Shop; Formerly Power
- COUNTY: Suffolk TOWN/CITY: Islip VILLAGE: Central Islip House
- STREET LOCATION: West of Carleton Avenue, on access road
- OWNERSHIP: a. public b. private
- PRESENT OWNER: _____ ADDRESS: _____
- USE: Original: Power House Present: Mat Shop
- ACCESSIBILITY TO PUBLIC: Exterior visible from public road: Yes No
Interior accessible: Explain By appointment only
Permission necessary for entering grounds.

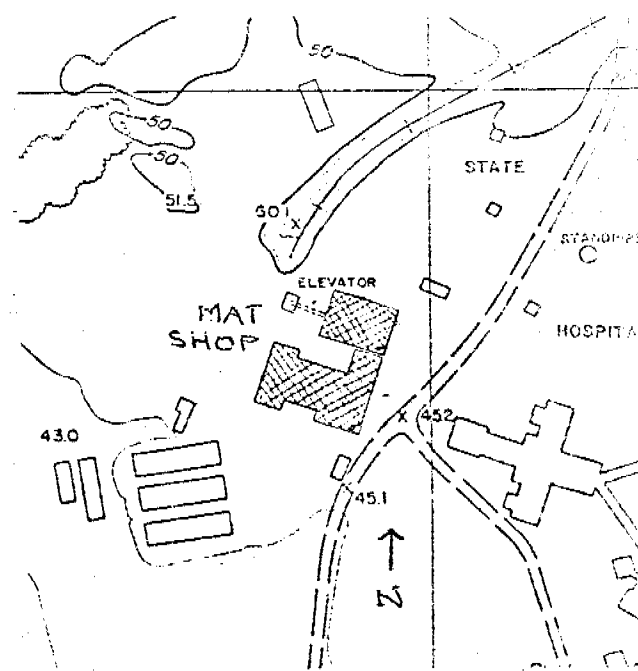

DESCRIPTION

- BUILDING MATERIAL: a. clapboard b. stone c. brick d. board and batten
e. cobblestone f. shingles g. stucco other: _____
- STRUCTURAL SYSTEM: a. wood frame with interlocking joints
(if known) b. wood frame with light members
c. masonry load bearing walls
d. metal (explain) _____
e. other _____
- CONDITION: a. excellent b. good c. fair d. deteriorated
- INTEGRITY: a. original site b. moved if so, when? _____
c. list major alterations and dates (if known): _____

Many windows filled in and entrances altered.
Some newer additions.

12. PHOTO:

15. MAP:



HP-1 Roll #Q7; Negative #5
South & East sides.

14. THREATS TO BUILDING: a. none known b. zoning c. roads
 d. developers e. deterioration
 f. other: _____
15. RELATED OUTBUILDINGS AND PROPERTY:
 a. barn b. carriage house c. garage
 d. privy e. shed f. greenhouse
 g. shop h. gardens
 i. landscape features: _____
 j. other: _____
16. SURROUNDINGS OF THE BUILDING (check more than one if necessary):
 a. open land b. woodland
 c. scattered buildings
 d. densely built-up e. commercial
 f. industrial g. residential
 h. other: _____

17. INTERRELATIONSHIP OF BUILDING AND SURROUNDINGS:
 (Indicate if building or structure is in an historic district)

Central Islip State Hospital is located on a 1000 acre wooded property. The site runs from Clayton St. to Southern State Parkway. The grounds contain buildings from various periods and in various architectural styles, including Tudor and Colonial Revival.

18. OTHER NOTABLE FEATURES OF BUILDING AND SITE (including interior features if known):
 This building is comprised of several intersecting units. They are primarily hip roofed, with one section having a gabled roof with return cornice. There are hip roofed dormers, including one long dormer straddling the roof ridge. (clevestory)

SIGNIFICANCE

19. DATE OF INITIAL CONSTRUCTION: circa 1911
- ARCHITECT: _____
- BUILDER: _____

20. HISTORICAL AND ARCHITECTURAL IMPORTANCE: (clevestory)
 This building was originally the power house for the Central Islip State Hospital. The structure is brick with brick buttressing. It has segmental arched windows with three courses of brick outlining the heads. Some of the windows are eight-over-eight; others are six-over-six. The six-over-six windows have stone lugsills. Part of the original slate roof remains in tact. While the doorways have generally undergone alterations, they too are segmental arched with 3 courses of brick heads outlining the arch.

21. SOURCES:
 Bellsmith, Ethel. History of Central Islip State Hospital: 1887-1946.
 (Unpublished material by Supervisor of Social Work)

22. THEME:

Research by the Society for the Preservation of Long Island Antiquities.
 (Judith Saltzman)